


|       |   |
|-------|---|
| MDF   | FOILS   VARIATIONS AND POSSIBILITIES                        |
| 18 mm | 2-20 savanna grey super matt   I32 is produced in all foils |




## MILLING (w x h)

standard



min. 90 x 82 mm  
max. 1.250 x 2.500 mm

circular



min. 90 x 48 mm  
max. 1.250 x 2.500 mm

R2



## VARIATION (w x h)

full



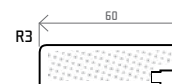
90 x 82 mm

frame



246 x 246 mm

frame for glass



## Poznámka:

For classic opening door is recommended to keep the gap between the body and door 2 mm on the left and right side. We also recommend to use Blum hinges with opening angle of 100 or 110 degrees for loaded and loaded door. Following these two recommendations there is a problem with opening. For the control of the body and doors we recommend using the damping lenses Häfele.

When ordering I32, always specify the total height required (including the handle).

Dimension reduction by the height of the handle is automatic during the product preparation process.

**Handle specification:** material: aluminium | surface: dark brushed stainless steel

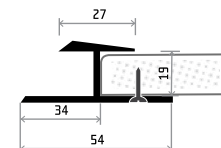
Handle not included (must be ordered separately).

We do not supply screws for the handle, we recommend 3.5 x 15 mm screws.

The handle can be painted (comaxit) in 14 selected RAL shades in matt finish.

**Direction of growth rings:** up to 319 mm (incl.) - horizontal, growth rings direction may be changed on request.

drawing for the hand E32



## Overview of RAL shades for powder coating (comaxit) in matt finish.



1012

1015

2001

3020

7016

7024

7047

8019

8028

9003

9004

9005

9006

9010