


MDF	RAL VARIATIONS & POSSIBILITIES	PATINA	QE21
18 mm	RAL 9003 shape QE21 is produced in gloss and matte finishes	this shape cannot be patinated	


MILLING (w x h)

standard



min. **147 x 50 mm**
max. 1.197 x 2.500 mm

circular



min. **90 x 48 mm**
max. 1.250 x 2.500 mm

R3 (QE21)



Note:

For the QE21 shape, the door width is limited to 13 standardized dimensions, which are identical to the thirteen items in the handle dimensional range.

Dimensional range in mm

147 / 197 / 247 / 297 / 397 / 447 / 497 / 597 / 697 / 797 / 897 / 997 / 1197

When ordering QE20 shaped doors, always specify the total required height (including handles).

The reduction in size by the handle height will occur automatically during the production preparation proces.

Handle specification:


material: aluminium | **surface:** black anodized brushed stainless steel. Handle not included (must be ordered separately).

Note:

Standard available color shades are listed in the RAL K5 (matt) and K7 (gloss) sample cards.

VARIATION (w x h)

full



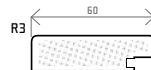
147 x 50 mm

frame



247 x 248 mm

frame for glass



drawing for the handle QE21 (mm)

